

**Applicable Model**

R20BX3

**Drawing Title**

Intercom Panel

**Drawing Unit**

mm

**Drawing Scale**

Not to scale

**DRAFT**  
**SUBJECT TO**  
**CHANGE**

**Last Revised**

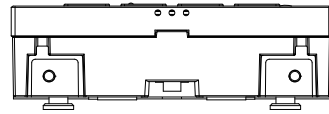
Oct 09,2023

**Drawing Version**

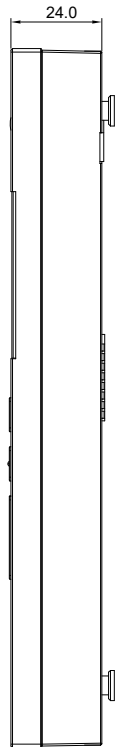
V1.0

**Page**

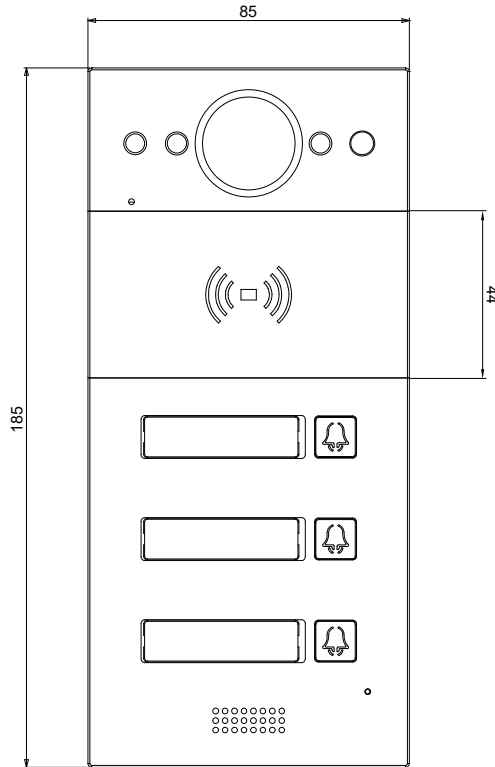
1 of 3



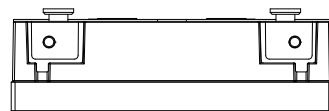
5 TOP VIEW



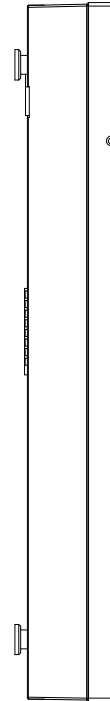
2 RIGHT VIEW



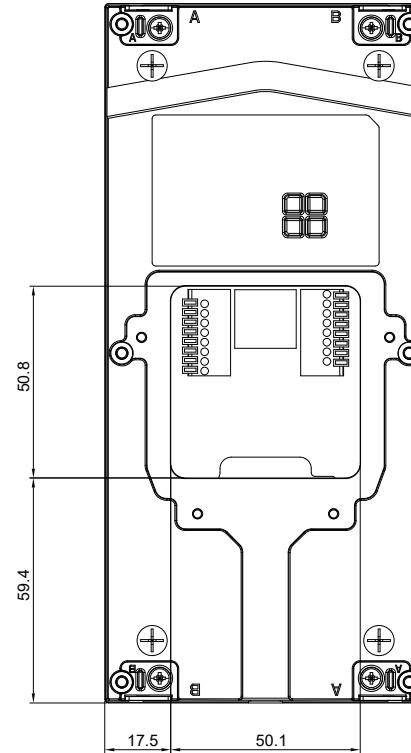
1 FRONT VIEW



6 BOTTOM VIEW



3 LEFT VIEW



4 BACK VIEW

**Applicable Model**

R20B

**Drawing Title**

Wall Mounting Bracket

**Drawing Unit**

mm

**Drawing Scale**

Not to scale

**DRAFT**  
**SUBJECT TO**  
**CHANGE**

**Last Revised**

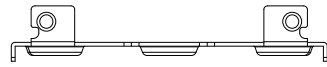
Oct 09,2023

**Drawing Version**

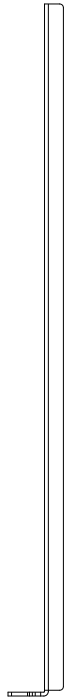
V1.0

**Page**

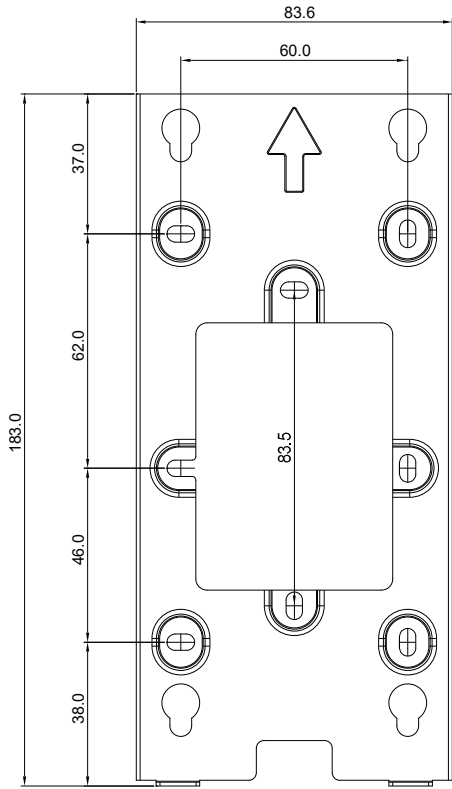
2 of 3



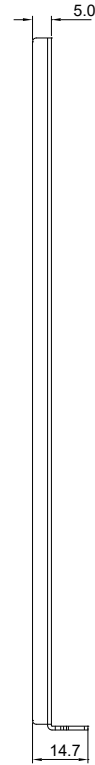
5 TOP VIEW



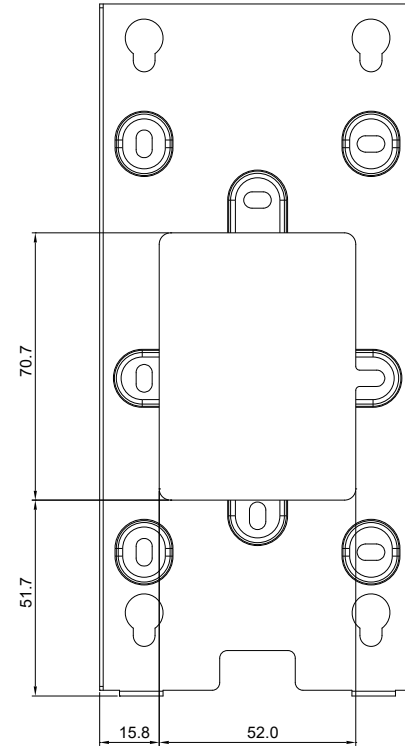
2 RIGHT VIEW



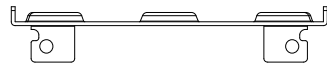
1 FRONT VIEW



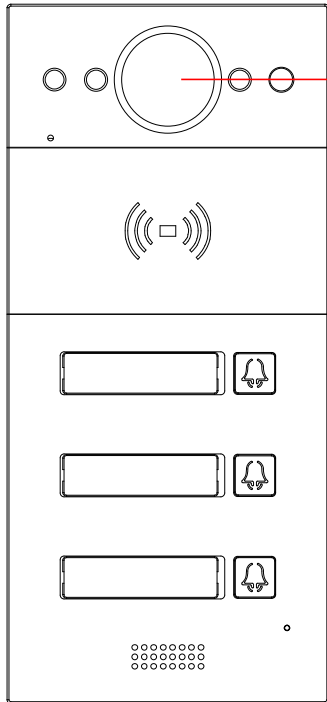
3 LEFT VIEW



4 BACK VIEW



6 BOTTOM VIEW



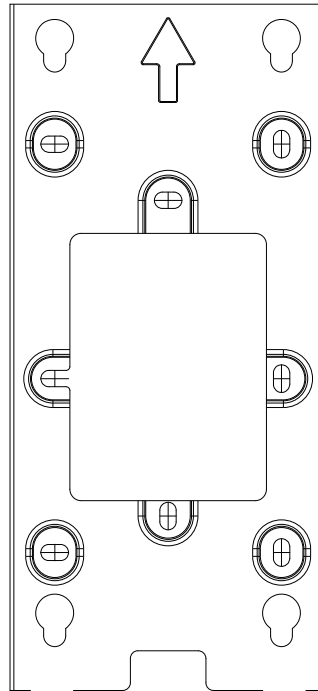
1 INTERCOM PANEL FRONT VIEW

1235mm TO BOTTOM OF PANEL

1400mm TO CENTER OF CAMERA

ADA Compliance Requirement

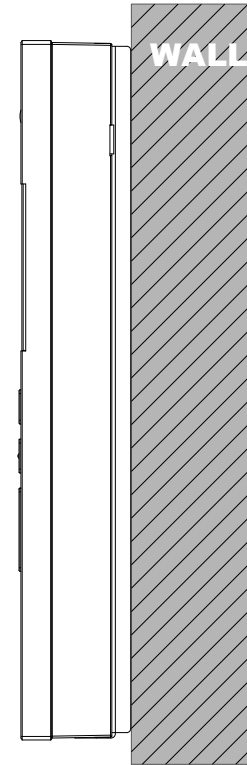
GROUND



2 FRONT VIEW:WALL MOUNTING BRACKET PLACEMENT

1235mm TO BOTTOM OF BRACKET

GROUND



3 SIDE VIEW:INTERCOM PANEL ON WALL

**Applicable Model**

R20BX3

**Drawing Title**

Placement

**Drawing Unit**

mm

**Drawing Scale**

Not to scale

**DRAFT  
SUBJECT TO  
CHANGE**

**Last Revised**

Oct 09,2023

**Drawing Version**

V1.0

**Page**

3 of 3